



# a **WES** me news

The word "WES" is in large green letters. Inside the "W" is the word "WHITTON" and inside the "E" is "ELEMENTARY". To the right of "WES" is a circular seal for "WHITTON ELEMENTARY SCHOOL" featuring an owl. The word "a" is to the left of "WES" and "me" is to the right. Below "WES" is the word "news" in large black letters.

- February 29, 2016






# From the Desks of Mrs. Shober & Mr. Fornaro



- It is hard to believe that Spring is upon us! The teachers and students have worked so hard this winter in reading, writing, math, science, and social studies! Please keep supporting your students and their quest for knowledge and growth.
- Dates to Remember:
  - 2.29 - Read Across America Week
  - 3.13 - Day Light Savings Time – Spring Ahead
  - 3.17 - Trimester Ends
  - 3.18-19 - Science Fair
  - 3.24 - Report Cards Go Home
  - 3.25 Spring Break
  - 4.4 - Return from Spring Break
- Reminders
  - As per school policy, students are not able to hand out invitations for parties at school (birthday, etc.)
- Parent Pick-Up Safety
  - Please drive on the RIGHT side of the road
  - Please be careful when pulling out of parking spaces, as children are small and cannot be seen well
  - Children need to walk with their parents at all times





# Read Across America Week

Read Across America Week  
February 29th - March 4th 2016  
Theme: "Reading is Paw-some"

Day	Event	Description
Monday 2/29/16	Kick Off Announcement/ Readers' Oath	We will kick off Read Across America Week with an announcement in the morning. During the announcement, the Readers' Oath will be recited. Students will sign the "Readers' Oath" to pledge their love for reading.
Monday 2/29/16	Read Aloud: <i>What Pet Should I Get?</i>	Students will listen to read aloud of the book <i>What Pet Should I Get?</i>
Tuesday 3/1/16	Favorite Book Hallway Display	Students will share their favorite book (through drawing and/or writing) on their pet template. Kindergarten: Bird/Owl "Reading is a Hoot" First: Dog "Paws-itively Great Readers" Second: Cat "Reading is Purr-fect" Third: Fish "Hooked on Reading"
Wednesday 3/2/16	Buddy Reading	Classes will be paired up and older students will read with younger students.
Thursday 3/3/16	Favorite Pet Graph	Each class will mark their vote for favorite pet on the School Graph.
Friday 3/4/16	Reading Train: Bring a Stuffed Animal	Everyone at Whiton will be "jumping aboard the reading train." We will create a train of silent readers sitting along the walls of the hallway.
Friday 3/4/16	Read Across America Assembly	Students will participate in an assembly.

# 3<sup>rd</sup> Grade SOUPer Bowl



When you think of the Super Bowl, you probably think of football, but you should think of SOUP! Between Feb 1 and 5, Whiton 3<sup>rd</sup> graders hosted a soup collection benefitting a local food bank. Students were encouraged to bring in cans of soup to vote for the team they wanted to win the Super Bowl. The Whiton SOUPer Bowl was a close contest. In the end, the Broncos topped the Panthers, and we were able to collect over 300 cans! In the words of a wise 3<sup>rd</sup> grader, "It doesn't really matter about the Super Bowl. It matters about the SOUPer Bowl and that we collected food for other people."

# SCHOOL COUNSELOR'S CORNER

## *8 STEPS FOR CREATING BETTER BEHAVIOR:*

### *Strategies for Parents*

**Step 1:** Learn to pay positive attention to your child

- The attention you give to your child is a very positive reward or consequence
- In the absence of positive attention, negative attention may seem a worthwhile pursuit to a child
- Be specific and avoid “backhanded” compliments

**Step 2:** Use your attention to gain compliance

- Immediately following a command, provide feedback
- Don't give multiple commands
- “Catch” your child being good! And praise their actions

**Step 3:** Give more effective commands

- Use effective communication strategies
- Present commands as a statement, not a question (Do you think it's time for a bath?)
- Try to give commands one at a time
- Get your child's attention (have them look at you)
- Reduce distractions
- Ask your child to repeat the command
- Set timelines/deadlines (a kitchen timer can be helpful!)



# SCHOOL COUNSELOR'S CORNER

## Continued

**Step 4:** Teach your child not to interrupt your activities

- Provide a two-part command
  - a. Tell your child what to do while you are busy
  - b. Tell your child not to interrupt or bother you
- Praise your child's compliance

**Step 5:** Set up a home token system

- Chip/marble/pom-pom program
- Home point system
- Creative options

**Step 6:** \*Learn to discipline misbehavior effectively and constructively

- Note that your child's refusal to obey can be reduced significantly by using a behavioral approach.

**Step 7:** Expand your use of "time out"

- Use to address more behaviors

**Step 8:** Learn to manage your child in public places

- Plan ahead; determine the rules and review beforehand with your child
- Determine an incentive for compliance and the punishment for noncompliance
- Assign an activity
- Remember that timing is critical!
- 

Adapted from R. Barkley's book, Taking Charge of ADHD: The Complete Authoritative Guide For Parents

# Mrs. Kinney's Kindergarten

- We have so many reasons to smile in "Kinney" garden !
- One reason is because our class had the showcase in the kindergarten wing! The children brainstormed answers to the question, "What makes you smile?", and had a blast making and creating their faces to hang in the showcase next to their response. We read stories, sang songs about our teeth , and discussed how to take care of and brush our teeth. This was a perfect way to introduce the children to "How-To" writing in Writing Workshop! We have learned that how-to writing tells the reader what to do in numbered steps and there are pictures for each step!



# Writing Celebration!

## Miss Roper's First Graders

Earlier this month, we finished our informational writing unit: All About Books. We celebrated our writing by inviting guests to attend our Teaching Museum. The students enjoyed displaying their pieces and teaching our visitors about their expert topic!







# Music News






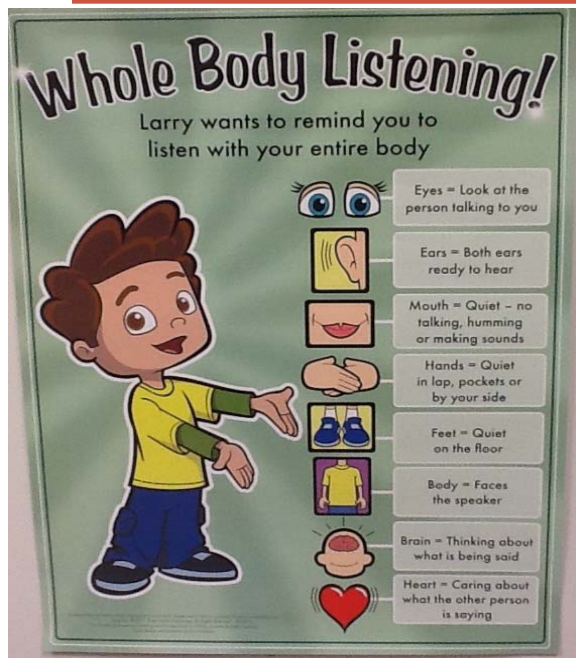
In music class, the students are starting to learn their songs for the concert! It is an exciting time! In Kindergarten, we are singing about our Favorite Things and learning movements to help us remember all the words. In 1st grade, our songs are about animals. We are learning about meerkats, jellyfish, alligators, emus, dolphins, and even quails! The second graders are working on patriotic songs and are learning cool facts about the nation's first president, George Washington. In 3rd grade, we are singing all sorts of different songs, including a drum song in Spanish!



## SOCIAL THINKING®

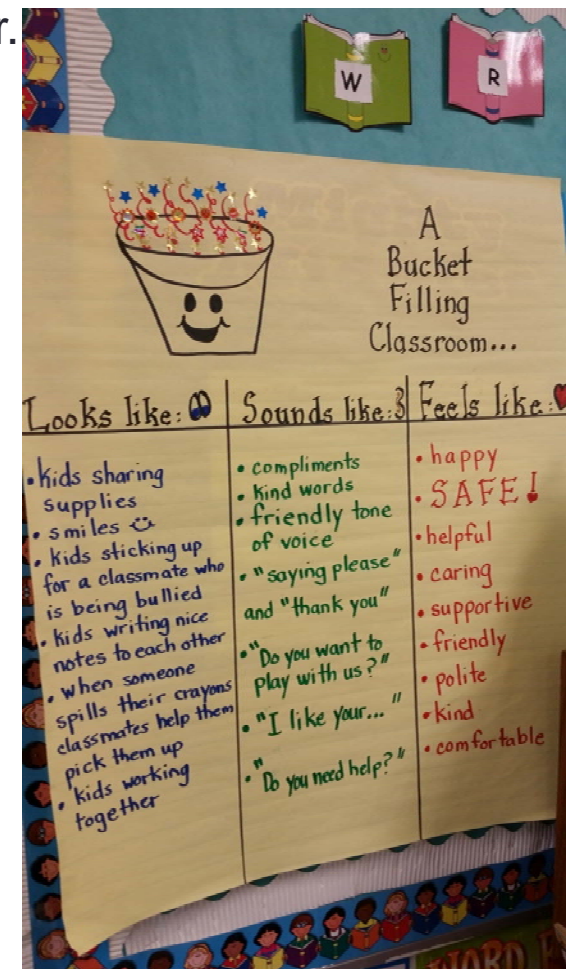
In October, I had the opportunity to attend a workshop in Mt. Laurel, NJ called SOCIAL THINKING®, founded by Michelle Garcia Winner, MA, CCC. Social Thinking® is the ability to consider your own and others' thoughts, emotions, beliefs, intentions, knowledge, etc. to help interpret and respond to the information in your mind and possibly through your social behavioral interactions. A person who exhibits good social skills is able to adapt his/her behavior effectively based on the situation and what they know about the people in the situation in hopes that people will react and respond to him/her in the manner he/she had hoped. The knowledge that I gained from learning about Social Thinking® is now being infused into my speech and language lessons when necessary. Michelle Garcia Winner published curricula, materials and storybooks. Each storybook teaches various concepts. For example, the first story book in The Incredible Flexible You Curriculum is called Thinking Thoughts and Feeling Feelings. Students are exposed to concepts about thoughts and feelings as well as basic information about the brain and the heart. For example, the brain's job is to think and make thoughts and our heart is where we keep our feelings. Thinking thoughts creates feelings. The thought bubble represents thoughts. The Whole Body Listening poster is a valuable teaching tool as it is used to teach children to listen with their whole body. If you would like to learn more about this topic, please visit [www.socialthinking.com](http://www.socialthinking.com).

By: Sandy Koscielski (Speech-Language Specialist)

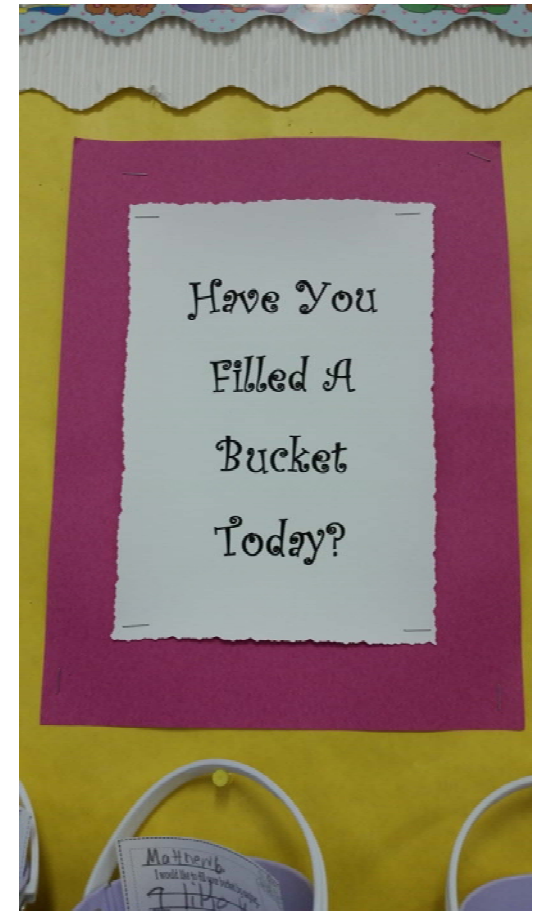




# Bucket Filling

Ms. Straube's class started the New Year off as a "Bucket Filling" classroom. Everyone carries around an invisible bucket inside them and its purpose is to hold good thoughts and good feelings about themselves. Each student in the class has a bucket hung on the bulletin board in the back of the classroom. Throughout the day the students have opportunities to write notes and give compliments to each other. The whole idea is to promote kindness in the classroom. The students really enjoy giving and getting compliments. At the end of each week they get to take home the notes that are in their buckets.











**Mrs. Repoli's Third Grade Class**

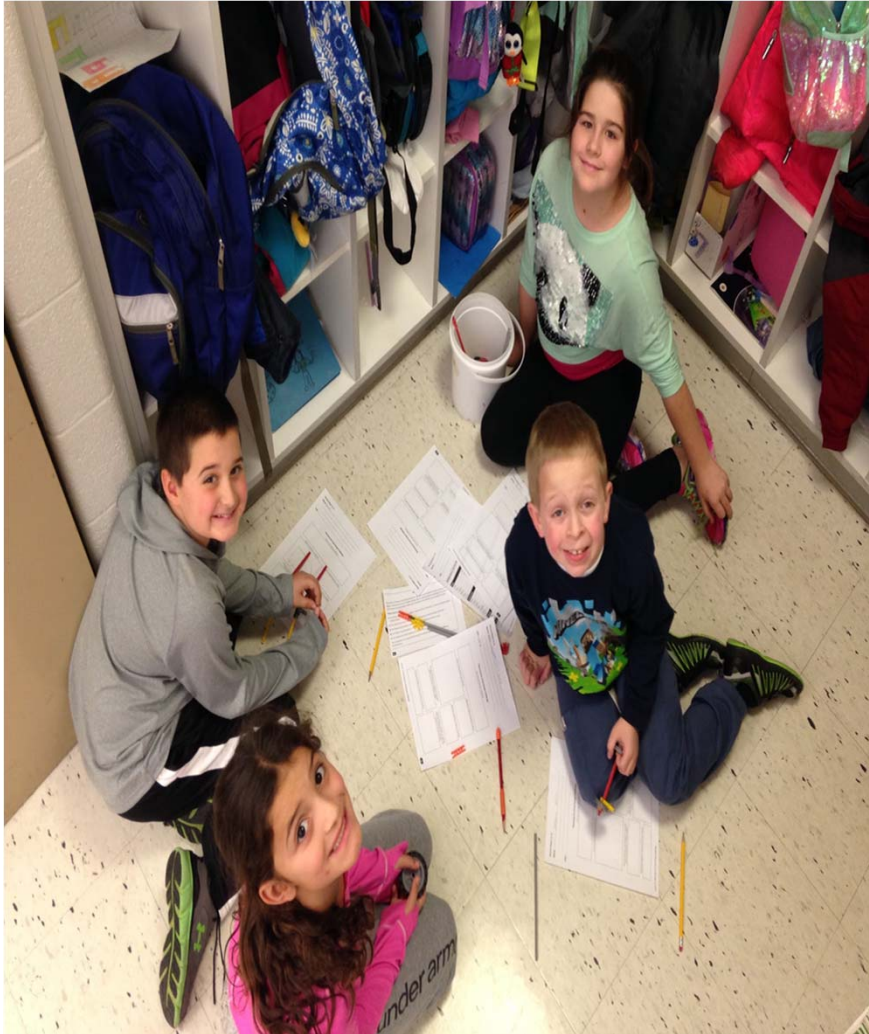
# Motion and Design Science Unit



**Our class worked hard on our science unit Motion and Design. The students worked with K'nex, which are like building blocks to build cars and test their stability and distance. We tested cars in the hallway to see how far and fast they would go, but their final challenge was the most fun.**



**The final design challenge included a challenge card given to each group with specifics about what their car had to include, as well as a price list for the parts to include in a final cost for the car.**



**Some students had to design a pizza delivery car, while others had to design a race car or hospital transporter from the helipad. Students had to meet specific time limits and distance that their car would reach. The students worked together and each group met their requirements.**

**This project was a lot of fun and the students really worked well together in their teams.**



